







Global Express XRS


G-GLOB


 Base: Luton, United Kingdom

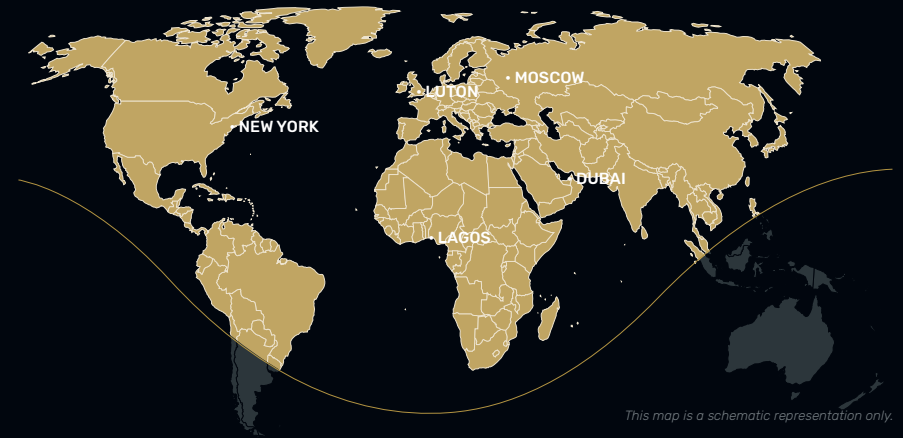
 Passengers: 14

 Beds: 6

 Max Range: 6,000 nm

 Restroom: Yes

 Pets: Yes



This map is a schematic representation only.

Luxaviation. Experienced privately since 1964.

luxaviation 

Global Express XRS

G-GLOB

Specifications

Year of Manufacture	2011
Base	Luton, United Kingdom
Passengers	14
Beds	6
Cabin Attendant	Yes
Crew Rest Area	Yes
Restroom	Yes
Satellite Phone	Yes
DVD / CD	Yes
Wi-Fi	Yes
Pets	Yes

Performance

Cruise Speed	0.85 Mach
Max Cruise Altitude	51,000 ft
Max Range	6,000 nm

Dimensions

Cabin Length	14,73 m - 48,33 ft
Cabin Width	2,48 m - 8,14 ft
Cabin Height	1,91 m - 6,28 ft
Luggage	5,52 m ³ - 195 ft ³

